



Electronic petitions

TECHNICAL GUIDE FOR SIGNATORIES

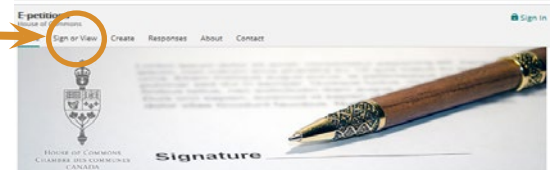


Any Canadian citizen or resident of Canada can sign a petition on the House of Commons e-petitions website.

▶ **A** HOW TO SIGN A PETITION (STEPS 1 TO 5)

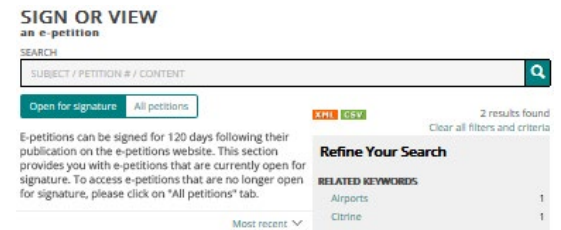
1 Open the House of Commons e-petitions website (<https://petitions.parl.gc.ca>)

CLICK ON SIGN OR VIEW
(appears by default under the Open for signature tab)



2 View the petitions that interest you

FIND A PETITION USING THE SEARCH TOOLS
(for example by petition number, subject or sponsor)
OR BY LOOKING AT ALL THE PETITIONS OPEN FOR SIGNATURE



3 Go to the specific webpage of a petition

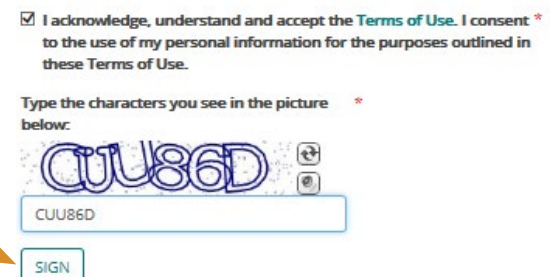
CLICK ON THE PETITION NUMBER OR ITS SUBJECT



4 Provide the requested information

FILL OUT ALL THE FIELDS
(all are required)

CLICK ON SIGN



5 Check your email and confirm your signature

CLICK ON THE CONFIRMATION LINK SENT BY E-MAIL

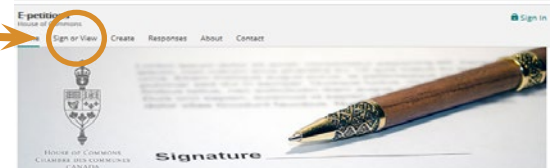


▶ **B** HOW TO TRACK A PETITION YOU HAVE SIGNED (STEPS 1 TO 4)

Signatories will receive an e-mail when the petition has been presented in the House of Commons and when a response to the petition has been tabled in the House. It is possible at any time to view the details of a petition such as the number of signatures and their breakdown by province on the House of Commons e-petitions website, regardless of whether you signed the petition or not.

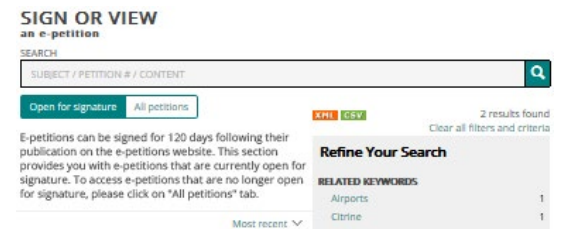
1 Open the House of Commons e-petitions website (<https://petitions.parl.gc.ca>)

CLICK ON SIGN OR VIEW
(appears by default under the Open for signature tab)



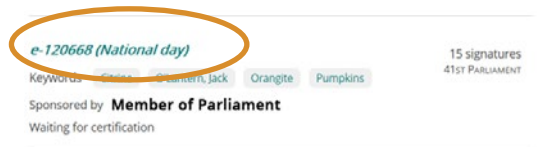
2 View the petitions that interest you

FIND A PETITION USING THE SEARCH TOOLS
(for example by petition number, subject or sponsor)
OR BY LOOKING AT ALL THE PETITIONS OPEN FOR SIGNATURE



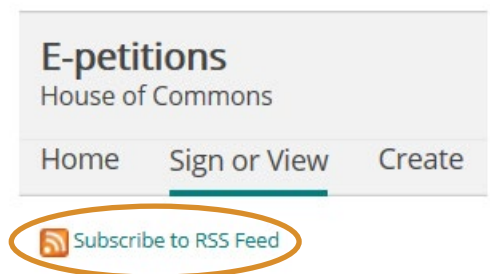
3 Go to the specific webpage of a petition

CLICK ON THE PETITION NUMBER OR ITS SUBJECT



4 You can also track a petition's progress by subscribing to the RSS feed

CLICK ON SUBSCRIBE TO RSS FEED
(in the upper-left corner)




▶ HOW TO SHARE THE PETITION YOU HAVE SIGNED (STEPS 1 TO 4)

There are many ways to publicize and share the petition you have signed.

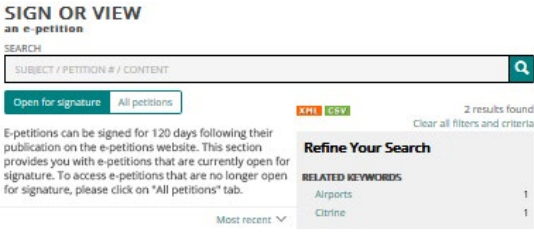
1 Open the House of Commons e-petitions website (<https://petitions.parl.gc.ca>)

CLICK ON SIGN OR VIEW




2 View the petition you have signed

FIND THE PETITION USING THE SEARCH TOOLS
(for example by petition number, subject or sponsor)



3 Go to the specific webpage of the petition

CLICK ON THE PETITION NUMBER OR ITS SUBJECT



4 Share the petition you have signed

CLICK ON SHARE THIS PAGE
(upper-right corner)

CHOOSE ONE OF THE SHARING OPTIONS

